





# WE HAVE PRODUCTS FOR EVERY PROJECT

---

From contemporary to old world, from clean lines to tumbled edges, TCC Materials has a product for your project. The products in this catalog provide great tools to transform any outdoor living space. While maintaining their rich color, these products are made with superior strength, providing years of aesthetic detail and durability to complement the different architectural styles.



Whether you are looking for an outdoor living space with a fireplace and dining area or a retaining wall to expand your property, this catalog is filled with great products to make your dream a reality. If your project needs a new driveway or expansive pool deck for the back yard, this catalog has a product for you. If your project requires a free-standing wall to frame in your living space or a segmental retaining wall to expand the back yard, this catalog has a product for you.

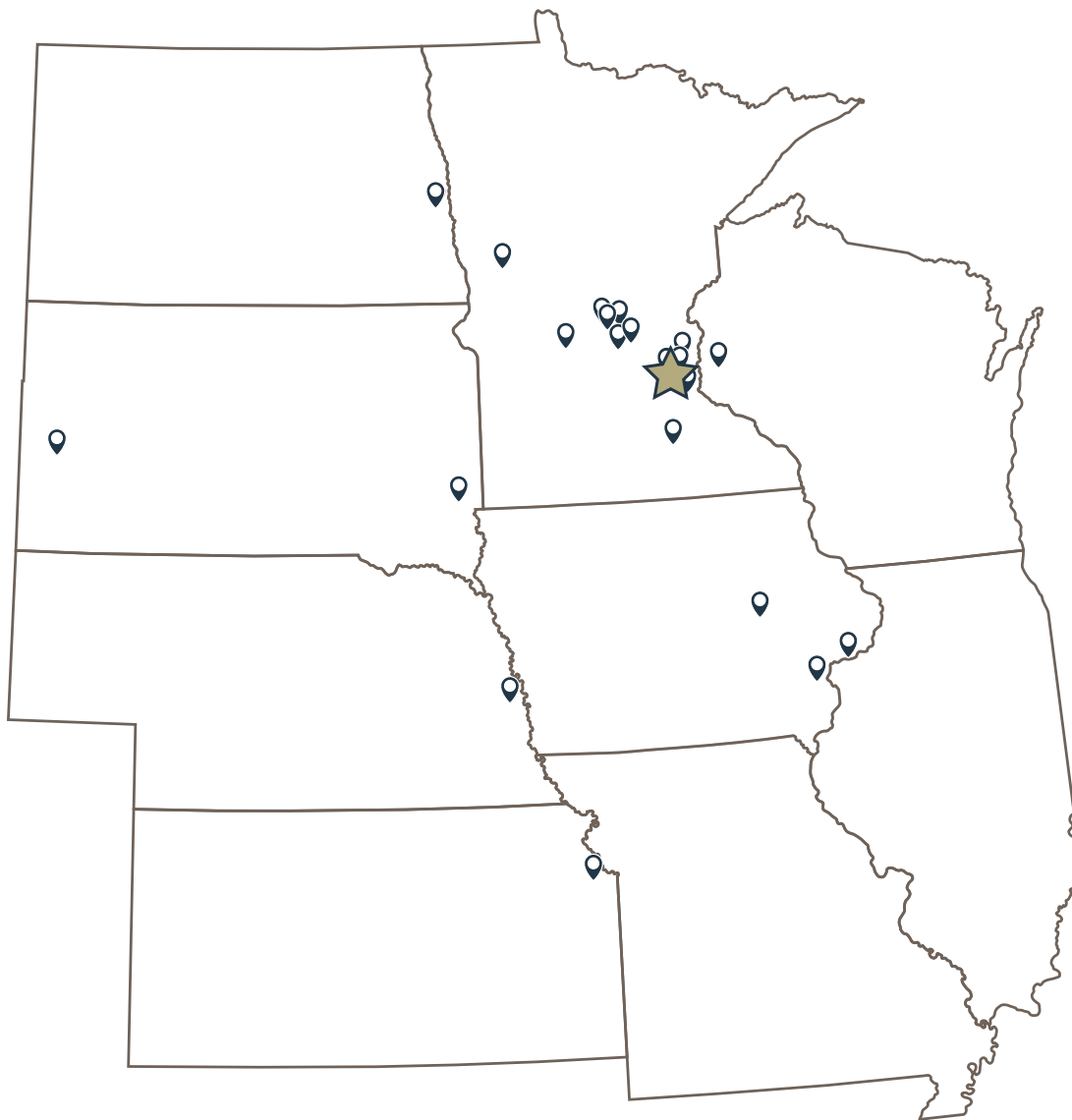






TCC Materials is a leading manufacturer of concrete, construction products, with established roots in Minnesota since 1927. TCC Materials has expanded their footprint to include plants in Wisconsin, North Dakota, South Dakota, Iowa, Nebraska, Kansas, Georgia, and Pennsylvania, they provide the United States and Canada with Hardscape, Architectural and Precast products, along with pre-mixed concrete, mortars, grouts, tile products, and concrete repair products.

TCC Materials by location:



**Minnesota**

Annandale  
Becker  
East Bethel  
Faribault  
Fergus Falls  
Kimball  
Medford  
Mendota Heights  
Minneapolis  
New London  
St. Cloud  
St. Paul  
St. Joseph  
Waite Park

**Iowa**

Des Moines  
Eldridge  
Muscatine  
Vinton

**South Dakota**

Rapid City  
Sioux Falls

**North Dakota**

Fargo

**Kansas**

Kansas City

**Nebraska**

Omaha

**Wisconsin**

Roberts

**Pennsylvania**

Philadelphia

**Georgia**

Atlanta

**New Hampshire**

Bow

★ **TCC Materials, Corporate Office**  
Mendota Heights, MN



WE ARE THE PRODUCER OF

# THESE RESPECTED HARDSCAPE BRANDS

---



Slabs and pavers are the floors for your outdoor project. Borgert uses rich earth tones because the outdoor living space should blend into the surrounding environment. Colors and Styles are selected to compliment different design styles including the following:

- Traditional
- Modern
- Transitional
- Eclectic
- Country
- Coastal
- Modern Farmhouse
- Scandinavian

 **BORGERT**



Walls are a big part of every outdoor project. Whether it is a free-standing wall to frame in your outdoor living space or a segmental retaining wall to expand your backyard, we manufacture the leading brands. Many wall products have similar looks and appeals, but are different in their design and performance.

 **BORGERT**

 **AMCON**

**NORTHROCK**




 **VERSA-LOK**



The King of Hearths line of outdoor fireplaces and ovens are a key part of an outdoor living space. The fireplaces provide warmth and extend the time on the patio, while the ovens are a nice, functional addition to the outdoor kitchens. These units come lined with firebrick and can be built with a Borgert Strassen block or customized with natural or cultured stone.



**KING OF HEARTHS**  
OUTDOOR FIREPLACES & OVENS



Amcon produces two types of "Big block" or Precast retaining walls. This unique style of wall allows users to build a higher wall with minimal disturbance to the area being retained. Available in multiple textures and sizes, this system offers designers and engineers a great tool to build a retaining wall that installs in a quick, efficient and economical manner.

 **AMCON**

**LEDGEROCK**

LondonBoulder™



# QUALITY PRODUCTS

# LIMITLESS DESIGNS

---

Hardscape styles, scale and color offer design flexibility for any project. Mixing these styles allows for a creative approach to transform your outdoor project into one functional, and unique look that fits your style and budget.

## SLABS

### BORGERT

Kastle Flats	10
Bulovar® & Bulovar® Max	12

## PAVERS

### BORGERT

#### TRADITIONAL PAVERS

LaLosa	16
Bavaria II™	20
Cobble™	24
Holland Stone™	26

#### TUMBLED PAVERS

Strassen® Bavaria	30
Strassen® Cracovia	32

#### PERMEABLE PAVERS

DrenaPave™ & DrenaMontage™	36
----------------------------	----

## RETAINING WALLS

### NORTHROCK®

Urban Prairie Series	40
NorthRock® Pro	42
NorthRock® Medio	44

### BORGERT

Strassen® Wall	48
PanoMur® Wall	50
Madera Wall	52
Morteza Wall	54

### ALLAN BLOCK

Classic	58
Aztec	60
New World Courtyard	62
Courtyard	64
Fence	66

### ANCHOR DIAMOND<sup>SM</sup>

Highland® Stone	68
Diamond®	70

### VERSA-LOK®

Standard	72
----------	----





# STEPS & BULLET EDGERS

BORGERT	
Step Units	74
Bullet Edgers	76

# OUTDOOR FEATURES

BORGERT	
Fire Pits	80
KING OF HEARTHS	
Outdoor Fireplaces & Ovens	82
Pillar, Wall & Round Fire Pit Caps	84

# PRECAST BLOCK


LEDGEROCK®	
Retaining Wall System	88
LONDONBOULDER™	
Retaining Walls	90

# PAVER PROTECTION & ACCESSORIES

TENON	
Paver Protection Products	92
Landscape Accessories	95



# SLABS



With Borgert's slabs, inspiration comes easily when creating beautiful outdoor spaces. These paving pieces are larger in scale, giving a different look from traditional pavers. Whether mimicking the look of a boardwalk or natural stones, our slabs will help you redefine your outdoor space in an unrivaled manner.





10 Kastle Flats

12 Bulovar® &  
Bulovar® Max



# Kastle Flats



TEXTURED & SMOOTH



TEXTURED STERLING GRAY

MINNESOTA RIVER




STERLING GRAY




IRON RANGE




CLASSIC BRONZE



LANNON




8 x 16 Only  
ONYX




Dimensions  
Height: 2 3/8"

8 x 16



16 x 16



16 x 24







TEXTURED  
STERLING GRAY



SMOOTH LANNON

Create warm, majestic entrances or your own personal oasis to relax and enjoy with family and friends. Kastle Flats delivers with its large scale contemporary design with either a hint of texture or in smooth that completes the look of this elegant slab.



# Bulovar® & Bulovar® Max



BULOVAR® GRAPHITE, PEWTER, SLATE & ADOBE

GRAPHITE



PEWTER



SLATE



ADOBE



Dimensions

Bulovar® Height: 4"

Bulovar® Max Height: 4"

3 x 16



6 x 16








BULOVAR® PEWTER

BULOVAR® MAX GRAPHITE



## Bulovar®

Bulovar linear slab was developed especially to mimic the look of a classic boardwalk. While it creates a similar look, it is enhanced by the longevity of Borgert's premium concrete slabs. Use a combination of colors or only one to create the desired look and feel of your project. Can also be used in combination with the Bulovar Max for added interest.



## Bulovar® Max

When the classic linear look is desired, Bulovar Max is a wider version of the Bulovar. Use a combination of colors or only one to create the desired look and feel of your project. Can also be used in combination with the Bulovar for added interest. Bulovar Max is suitable for driveway applications.



# TRADITIONAL PAVERS

Whether you're dreaming of a new patio, an outdoor living room or a simple walkway, we can help you create it with style. Borgert's pavers come in a wide range of textures, colors, shapes and styles. Imagine your outdoor kitchen defined by a timeless herringbone design or a large poolside patio made of an intricate pattern of squares and rectangles in a variety of colors. Whatever outdoor space you're creating, Borgert has the pavers you need to create a lasting impression.





- 16 LaLosa
- 20 Bavaria II™
- 24 Cobble™
- 16 Holland Stone™





MINNESOTA RIVER

MINNESOTA RIVER




STERLING GRAY



IRON RANGE




LANNON



BORDER & ACCENT COLORS

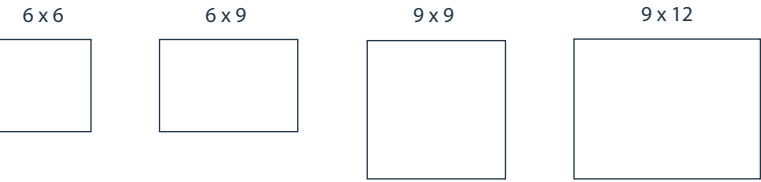
6 x 9 Only  
ONYX



6 x 9 Only  
SADDLEBACK



Dimensions  
Height: 2 3/8"







MINNESOTA RIVER



IRON RANGE

LaLosa is a smaller scale product that has the contemporary look of its larger scale counterpart. Add the modern touch to residential driveways, walks or patios. Available in 4 sizes that are packaged separately allowing flexibility to your specific design.











# Bavaria II™



MINNESOTA RIVER



STERLING GRAY



IRON RANGE




NORTH SHORE



## BORDER & ACCENT COLORS

5 x 5 & 6 x 9 Only  
ONYX



5 x 5 & 6 x 9 Only  
CHARCOAL



Dimensions  
Height: 2 3/4"


5 x 5




5 x 11



6 x 9



11 x 11



11 x 16







MINNESOTA RIVER



MINNESOTA RIVER

The natural stone roads in the villages of the Bavarian Alps helped inspire the look of this large-scale paver. This 5 piece system offers you endless design possibilities to satisfy your creative imagination. The deep earth tone colors of the Bavaria II will add a luxurious look to your outdoor space. The Bavaria II is non-tumbled.













AUTUMN BLEND

MINNESOTA RIVER



STERLING GRAY



IRON RANGE



NORTH SHORE



AUTUMN BLEND




BRONZE GRANITE



ADDITIONAL & ACCENT COLORS

4 x 6 & 6 x 9 Only  
ONYX



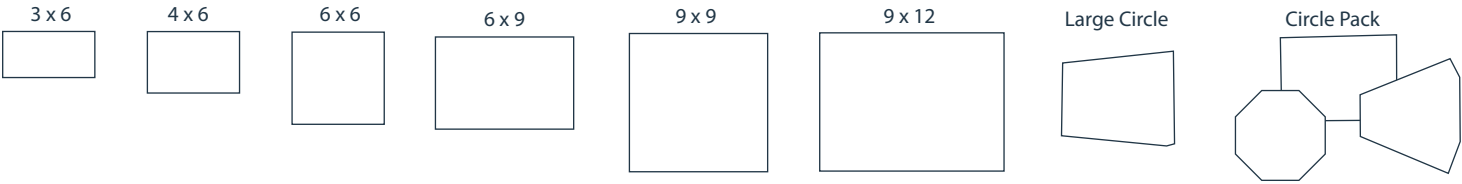
4 x 6 & 6 x 9 Only  
SADDLEBACK



4 x 6 & 6 x 9 Only  
CHARCOAL



Dimensions  
Height: 2 3/8"







NORTH SHORE  
(SEALED)



BRONZE GRANITE

Calling to mind the distinctive look and feel of European cobblestones, Borgert's Cobble is a beautiful reminder of time since past. It consists of several different sizes and a variety of colors, making the number of potential pattern designs virtually unlimited. You can add interest to your Cobble project by adding circles. The packaging of the Cobble Circle makes it easy to order just what you need to create circles and without any cutting! The design possibilities are endless. It is this flexibility which has made Cobble one of the most popular paving systems.





MINNESOTA RIVER



STERLING GRAY



IRON RANGE



NORTH SHORE



AUTUMN BLEND



CHARCOAL




Dimensions —————  
Height: 2 3/8"

4 x 8



ONYX



SADDLEBACK







Holland Stone is simple in design, offering a traditional classic look. Create interest in a number of fascinating patterns with the use of one stone. Bold or subtle accents can be created with the many colors to choose from.



# TUMBLLED PAVERS





If you're looking for a more subtle and natural feel, our tumbled pavers are your answer. These pavers have a weathered appearance that give a sense of history and elegance. Yet they perform just as well as our other products. Tumbled pavers are a tasteful option that provide a legacy of unrivaled strength and style for your walkways, patios and driveways.



30 Strassen® Bavaria

32 Strassen® Cracovia





STERLING GRAY

MINNESOTA RIVER



STERLING GRAY



IRON RANGE




NORTH SHORE



BORDER & ACCENT COLOR






5 x 5 & 6 x 9 Only  
ONYX



5 x 5 & 6 x 9 Only  
CHARCOAL



Dimensions \_\_\_\_\_  
Height: 2 3/4"

5 x 5	5 x 11	6 x 9	11 x 11	11 x 16
				





NORTH SHORE AND MINNESOTA RIVER



MINNESOTA RIVER

The natural stone roads in the villages of the Bavarian Alps helped inspire the look of this large-scale paver. This 5 piece system offers you endless design possibilities to satisfy your creative imagination. The deep earth tone colors of the Bavaria will add a luxurious look to your outdoor space.



# Strassen® Cracovia



GRAND CANYON

MINNESOTA RIVER



STERLING GRAY



IRON RANGE



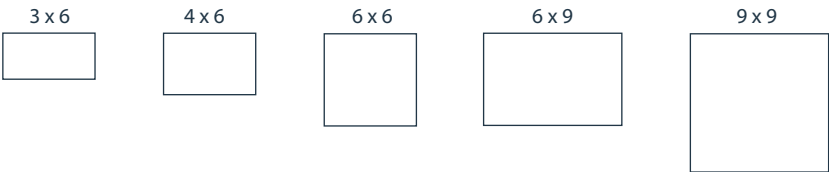
NORTH SHORE



GRAND CANYON



Dimensions  
Height: 2 3/8"



## BORDER & ACCENT COLOR

4 x 6 Only  
CHARCOAL







MINNESOTA RIVER



MINNESOTA RIVER

Going back to the Stone Age when people's ideas of building were somewhat limited, Borgert created a simple, yet durable eye-catching system. Our tumbling process creates a sculpted appearance to each paver and our carefully formulated new colors will take you back to Medieval times. In addition, this line comes in sizes configured to create full circles, half circles or arches. A unique feature of our circle stones is that one side has a more textured edge and the other is softened, use whichever fits your taste. This system protects your investment by ensuring performance in its simplicity.



# PERMEABLE PAVERS

When you're looking for a hard outdoor surface for your patio, walkway, or driveway, but have concerns about hard cover, then our permeable paver system is the right choice. This product allows water to filter through it easily, so you can be confident that you're helping conserve our ecosystem. With Borgert, you can support a clean, healthy environment and create a distinctive, beautiful outdoor space.

*Permeable Pavements Require Maintenance & Engineering*







36 DenaPave™ &  
DenaMontage™



# DrenaPave™ & DrenaMontage™




MINNESOTA RIVER



STERLING GRAY



## Permeable Cross Section (PICP)



Borgert Pavers  
Permeable Joint Material  
Open-graded Bedding

Open-graded Base Reservoir

Open-graded Subbase Reservoir  
Drain Pipe (depends on site conditions)

Geotextile

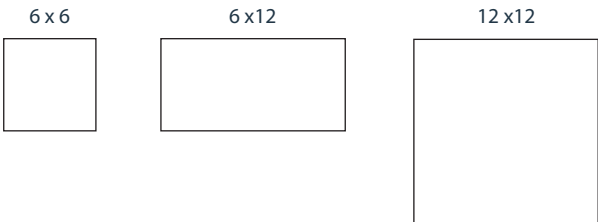
Uncompacted Subgrade

DrenaPave™ Dimensions  
Height: 3 1/8"



\* The 4 x 8 Holland Stone™ is used as a border.

DrenaMontage™ Dimensions  
Height: 2 3/8"







MINNESOTA RIVER

DRENAPAVE™



DRENAMONTAGE™



Borgert's Drena™ is a permeable paver system perfectly designed for patio, walkway or driveway applications. If you are increasing the size of your current home or wanting to build an outbuilding, Drena™ is the answer for meeting local permits where hard cover is an issue. Recharge the groundwater and keep dirty stormwater out of our lakes and streams. Borgert's Drena™ allows you to be environmentally responsible for future generations.







# RETAINING WALLS

TCC Materials manufactures leading retaining wall brands offering different design and performance characteristics. Great for all aspects of your hardscape projects. Our products must pass rigid quality control standards – meeting or exceeding ASTM specifications for strength, durability and freeze/thaw cycles that the Midwest has to offer. Our strength runs deep through the company with its product offerings, business development, and industry leadership. We offer a nice balance of Earth rich colors that accommodate the ever changing style of today's Homeowners, Landscape Architects, Designers and Contractors. Together these colors bring visual interest and help customize your outdoor living space to create the right look for your project.



## NORTHROCK

- 40 Urban Prairie Series
- 42 NorthRock® Pro
- 44 NorthRock® Medio

## BORGERT

- 48 Strassen® Wall
- 50 PanoMur® Wall
- 52 Madera Wall
- 54 Morteza Wall

## ALLAN BLOCK

- 58 Classic
- 60 Aztec
- 62 New World Courtyard
- 64 Courtyard
- 66 Fence

## ANCHOR DIAMOND

- 68 Highland
- 70 Diamond

## VERSA-LOK®

- 72 Standard



# NorthRock®


## Urban Prairie Series

**NORTHROCK®**



KASOTA BLEND

SHADOW BLEND



KASOTA BLEND



BEDROCK BLEND



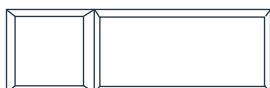
### Retaining Wall Dimensions

Depth: 12"

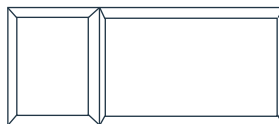
6 x 17 1/4



6 x 17 1/4



8 x 18



8 x 18



### Free Standing Wall Dimensions

Depth: 10"

6 x 17 1/4 / 14



6 x 17 1/4 / 14



### Cap Dimensions

Depth: 14"

3 x 16



### Corner Unit Dimensions

Depth: 8"

6 x 16



8 x 17 1/2



• All sizes are sold separately.





SHADOW BLEND



BEDROCK  
BLEND

Northrock® Urban Prairie is a clean, bold and modern block available in a FSW and SRW options, complete with corners and cap units, and 3 contemporary colors. The bold chamfer of this series will fit within the urban developments of the large cities, but also transcend the prairie grass lands of the upper Midwest.



# NorthRock® Pro

**NORTHROCK®**



BEDROCK BLEND

BEDROCK BLEND



SHADOW BLEND



GLACIER GRAY



GOLDEN WHEAT




Retaining Wall Dimensions —————  
Depth: 12"

8 x 18



Corner Unit Dimensions —————  
Depth: 9"

8 x 18



Cap Dimensions —————  
Depth: 10 1/2"

4 x 18 / 12







GOLDEN WHEAT



GOLDEN WHEAT

NorthRock® Pro Segmental Retaining Wall Units are splitface, rear-lipped block designed for larger commercial, municipal, or residential retaining wall projects. Available in straight face in a variety of earth tone colors, the NorthRock® Pro system creates beautiful, classic walls that blend beautifully into any landscape or environment.



# NorthRock® Medio

**NORTHROCK®**



GLACIER GRAY

BEDROCK BLEND



SHADOW BLEND



GLACIER GRAY



GOLDEN WHEAT



CHARCOAL




Retaining Wall Dimensions —  
Depth: 12"

6 x 17 1/4



Corner Unit Dimensions —  
Depth: 8"

6 x 16




Cap Dimensions —  
Depth: 13"

3 x 18 / 12



Step Dimensions —  
Depth: 16"

6 x 16







GOLDEN WHEAT



GLACIER GRAY

Northrock® Medio Segmental Retaining Wall Units are splitface, rear-lipped block designed for medium commercial, municipal, or residential retaining wall projects. Available in straight face in a variety of earth tone colors. The NorthRock Medio system creates beautiful, classic walls that blend seamlessly into any landscape or environment.











# Strassen® Wall



TUMBLED MINNESOTA RIVER

## TUMBLED

MINNESOTA RIVER



STERLING GRAY



IRON RANGE



NORTH SHORE



CHARCOAL



## NON-TUMBLED

4 x 12 &  
Trapezoid Only  
CHARCOAL



4 x 12 &  
Trapezoid Only  
STERLING GRAY



4 x 12 &  
Trapezoid Only  
MINNESOTA RIVER



Free Standing Wall Dimensions  
Depth: 8"

4 x 12



4 x 8



TRAPEZOID  
4 x 7<sup>3</sup>/<sub>4</sub> / 5<sup>1</sup>/<sub>2</sub>



4 x 4







TUMBLLED IRON RANGE



NON-TUMBLLED  
MINNESOTA RIVER

The Strassen Wall provides the look of old weathered stone, with four sizes available. Add charm and elegance where you need a small retaining wall. This is the only wall that gives you the flexibility you need to create a unique wall with non-conventional lines. For added elegance, you can easily build a freestanding wall that can include a sitting area, steps and/or pillars. For a cleaner more contemporary look, non-tumbled in three colors as noted on opposite page.



# Curved & Straight Face PanoMur® Wall



MINNESOTA RIVER



STERLING GRAY



MINNESOTA RIVER

Straight or Curved Face  
Retaining Wall Dimensions —————  
Depth: 12"

6 x 16



Corner Unit Dimensions —————  
Depth: 8"

6 x 16



Cap Dimensions —————  
Depth: 12"

3 x 16







STERLING GRAY



MINNESOTA RIVER

Installation Advantage – PanoMur lightweight units have a large hollow core, unique SecureLug™ connection and tapered sides. These features allow maximum flexibility, ease of installation and cost savings while maintaining high structural integrity for both gravity and geosynthetic reinforced walls. PanoMur units are textured with a curved or straight split face. Unit shapes and sizes are balanced to provide a natural profile – complementing any design or style construction.




# Madera Wall



MINNESOTA RIVER

MINNESOTA RIVER



STERLING GRAY



IRON RANGE




NORTH SHORE




## Retaining Wall & Free Standing Wall Dimensions

Depth: 12"

6 x 28 / 24




6 x 24 / 20




6 x 16 / 12



6 x 12 / 8



6 x 8 / 4



3 x 16 / 12



3 x 12 / 8



3 x 8 / 4



## Column Dimensions

Depth: 12"

6 x 8



## Cap Dimensions

Depth: 15"

3 x 14







IRON RANGE



STERLING GRAY

This unique retaining wall design that has multiple sizes and two heights is called Madera. It is hard split then antiqued to give it the natural stone effect. It can be designed for freestanding or gravity walls – two functions in one. The most unique aspect of this wall is that there are no mechanical connections such as lips or pins – meaning no extra costs or hassles. This wall will give you more choices than any other wall on the market. The units are available in two heights, 3" and 6" and range in length from 8" to 28". Because of the wall's unique configuration, it makes it easy to create a wall with multiple sizes.



# Morteza Wall



MINNESOTA RIVER



STERLING GRAY



IRON RANGE



NORTH SHORE



Retaining Wall & Free Standing Wall Dimensions  
Depth: 12"

6 x 28 / 24



6 x 24 / 20



6 x 16 / 12  
3 x 16 / 12



6 x 12 / 8  
3 x 12 / 8




6 x 8 / 4  
3 x 8 / 4



Column Dimensions  
Depth: 12"

6 x 8



Cap Dimensions  
Depth: 15"

3 x 14







IRON RANGE



NORTH SHORE

This unique retaining wall that has multiple sizes and two heights is called Morteza, the sister to Madera. It is hard split and not antiqued to give it a cleaner line. It can be designed for freestanding or gravity walls – two functions in one. The most unique aspect of this wall is that there are no mechanical connections such as lips or pins – meaning no extra costs or hassles. This wall will give you more choices than any other wall on the market. The units are available in two heights, 3" and 6" and range in length from 8" to 28". Because of the wall's unique configuration, it makes it easy to create a wall with multiple sizes.











# Allan Block Classic



CHARCOAL



GLACIER GRAY



GOLDEN WHEAT



SHADOW BLEND



Retaining Wall Dimensions \_\_\_\_\_  
 Depth: 12"

Classic  
 8 x 18




Lite Stone  
 4 x 18



Junior Lite  
 4 x 9



Jumbo Junior  
 8 x 9




Cap Dimensions \_\_\_\_\_  
 Depth: 12"

4 x 18



Corner Dimensions \_\_\_\_\_  
 Depth: 8"

8 x 16







SHADOW



AUTUMN BLEND


The AB® Collection by Allan Block is a classic-cut rockface segmental retaining wall designed for strength and priced to be competitive. With a variety of setbacks and color options, this collection meets the needs of contractors, specifiers, developers, and homeowners alike on virtually any size project. Select one size for a classic look or mix sizes to give your project more dimension.




# Allan Block Aztec



AUTUMN BLEND



SHADOW BLEND



SHADOW

Retaining Wall Dimensions \_\_\_\_\_  
Depth: 12"

Classic  
8 x 18




Lite Stone  
4 x 18



Junior Lite  
4 x 9



Jumbo Junior  
8 x 9




Cap Dimensions \_\_\_\_\_  
Depth: 12"

4 x 18



Corner Dimensions \_\_\_\_\_  
Depth: 8"

8 x 16







SHADOW



SHADOW


The AB Aztec Collection™ offers a slate, molded-face look and style inspired by old Incan walls to emulate a centuries old feel. AB Aztec is the same dependable system just offering a new look that can be integrated in with the AB Classic Collection.




# Allan Block New World Courtyard



AUTUMN BLEND



SHADOW BLEND



Free Standing Wall Dimensions  
Depth: 7"

New World Dublin  
6 x 16 1/2



New World York  
6 x 8 1/4



Cap Dimensions  
Depth: 10"

Wall Cap  
4 x 8 1/4



Corner Dimensions  
Depth: 7"

New World Post  
6 x 15 1/2







Allan Block New World Courtyard will provide a unique look for any project. All components of this system provide a slate textured look that works well with any architectural style. A classic but modern look is easy to work with and offers a quick installation to make it the choice of designers and contractors for the outdoor living space.



# Allan Block Courtyard



AUTUMN BLEND




SHADOW BLEND



AUTUMN BLEND

Free Standing Wall Dimensions —————  
Depth: 7"

New World Dublin  
6 x 16 1/2



New World York  
6 x 8 1/4




Cap Dimensions —————  
Depth: 10"

Wall Cap  
4 x 8 1/4



Corner Dimensions —————  
Depth: 7"

New World Post  
6 x 15 1/2







AUTUMN BLEND



AUTUMN BLEND

The AB Courtyard is a traditional looking product that will help frame the patio of any outdoor living space. The offering of courtyard walls for additional seating and columns to anchor those walls, provides a sense of enclosure for your project. This system is easy to install and will blend in well with any architectural styles.




# Allan Block Fence



CUSTOM COLOR

Fence Dimensions  
Depth: 6"


Fence Panel Block  
8 x 18



Fence Lite Panel Block  
4 x 18



Fence Half Panel Block  
8 x 9



Fence Half Lite Panel Block  
4 x 9




Cap Dimensions  
Depth: 12"

5 x 18



Corner Dimensions  
Depth: 12"

8 x 12



Post Dimensions  
Depth: 12"

8 x 18



- Allan Block Fence Colors are available upon request. Special Order.
- Offered as a Multi Piece System all individually palletized.





CUSTOM COLOR



CUSTOM COLOR

AB Fence® by Allan Block is a mortarless concrete fence system that uses maintenance free, interlocking block to create an attractive and effective solution for sound abatement, security, privacy, and more. With the system's multiple sizes, AB Fence is designed to create clean, crisp architectural walls which install quickly and easily.



# Anchor Highland® Stone



DAKOTA STONE



MARBLE



MOCHA



BROWN



MARBLE

TAN



GRAY



CHARCOAL



## Retaining Wall Dimensions Depth: 12"

Large Unit  
6 x 18



Medium Unit  
6 x 12



Small Unit  
6 x 6



## Free Standing Wall Dimensions Depth: 12"

Large Unit  
6 x 18 / 11 1/2



Medium Unit  
6 x 12 / 8 3/4



Small Unit  
6 x 6 / 4 3/8




## Anchor XL Cap Dimensions Depth: 13"

3 x 18 / 12



## Step Dimensions Depth: 16"

6 x 16



\*See local dealers for stock items.





MARBLE



MARBLE

Crafted with a rich, textured appearance, this multi-piece system perfectly complements any home or landscape. Combining multiple product sizes, the Highland® Stone retaining wall system evokes the random look of hand-stacked walls.

- Manufactured in South Dakota only.



# Anchor Diamond®



DAKOTA STONE



MARBLE



MOCHA



BROWN



TAN



GRAY




CHARCOAL



## Dimensions

Retaining Wall ———  
Depth: 12"

6 x 17 1/4



Anchor XL Cap ———  
Depth: 13"

3 x 18 / 12



Step ———  
Depth: 16"

6 x 16 x 12







DAKOTA STONE



DAKOTA STONE

The Diamond® retaining wall system is the contractor's choice for wall construction. Straight- or beveled-face shapes offer design freedom. Optional step and cap accessories provide even more design versatility. For an attractive retaining wall with enduring performance.

- Manufactured in South Dakota only.



# VERSA-LOK® Standard



DAKOTA STONE



MARBLE



MOCHA



BROWN



GRAY

TAN



GRAY



CHARCOAL



Retaining Wall Dimensions  
Depth: 12"

6 x 16



XL Cap Dimensions  
Depth: 13"

3 x 18 / 12



\*See local dealers for stock items.





CHARCOAL



TAN

Versa-lok® wall systems offer an “all-in-one” solution for outdoor projects. A universal block that is structurally sound and produced with earth-rich colors to fit into the style of any project.

- Manufactured in South Dakota only.



# STEP UNITS



Our 6"H x 48"W x 18"D Step Unit is an attractive and cost-effective alternative to using expensive granite or natural stone. The Step Unit can be cut or split to fit your installation and is a lot easier to install than smaller retaining wall step units.



# STEP UNITS




STERLING GRAY


MINNESOTA RIVER




STERLING GRAY



IRON RANGE




NORTH SHORE



BUFF



CHARCOAL



Step Unit Dimensions

Depth: 18"

6 x 48



# BULLET EDGERS




TAN



MOCHA



GRAY




BROWN



BUFF BLEND




CHARCOAL




Bullet Edger Dimensions \_\_\_\_\_  
Height: 4"

4 x 11.5 x 4







Bullet Edgers are a simple, easy way to add a touch of classic elegance to your landscape. Create a defined border between your grass, and mulch or rock around tree rings, gardens, flower beds, and more.





# OUTDOOR FEATURES

It is rigorous attention to detail that gives your outdoor living space that dramatic appeal. Sturdy, straight-lined Wall and Pillar Caps, stunning Fireplaces, Ovens and Fire Rings all become the focal point of any outdoor living space.





- 80 Fire Pits
- 82 Outdoor Fireplaces & Ovens
- 84 Pillar, Wall & Round Fire Pit Caps



# Fire Pits







Like a cozy family room fireplace, Borgert offers an outdoor unit to give you the same warmth as inside your home. The fireplace unit is constructed from high-strength, lightweight concrete and fully lined with fire brick. The fireplaces are engineered for mortarless veneering with our Strassen Wall units or veneer with brick, natural stone or cultured stone. Imagine the good times with your family and friends as you enjoy the ambiance of a crackling wood fire and marshmallow roast. Prepare great meals and entertain outside using our outdoor ovens. Gather around our fire ring using wood or gas and enjoy the warmth. The quality and simplicity of installation makes this an affordable option for fireplaces and ovens.



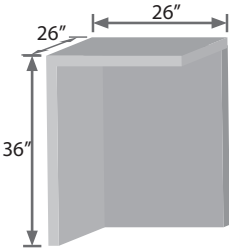
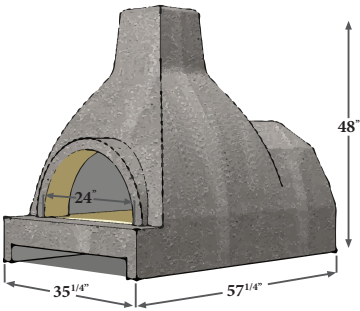
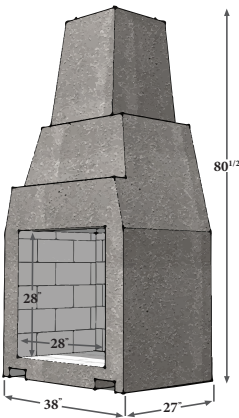
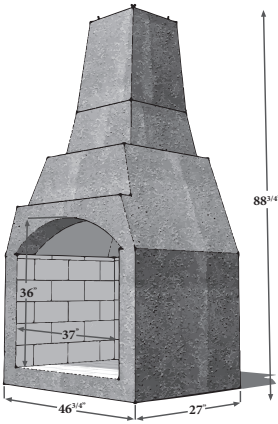
# Outdoor Fireplaces & Ovens

KING ARTHUR



Dimensions

- King Arthur  
46" Outdoor Fireplace (3-piece)
- Guinevere  
38" Outdoor Fireplace (2-piece)
- Lancelot Oven
- Side Storage Box







## KING OF HEARTHS

OUTDOOR FIREPLACES & OVENS

Add warmth and elegance to any outdoor space with a unique King Of Hearths outdoor fireplace. No other outdoor fireplace matches the easy setup and quality construction.

- Simple 2- or 3-piece mortarless assembly
- Engineered with high-strength reinforced lightweight concrete, to stand the test of time
- Fire brick pre-installed
- No frost footings required in colder climates
- Wood storage and grill accessories available
- Add custom finish to match your surroundings



GUINEVERE



LANCELOT

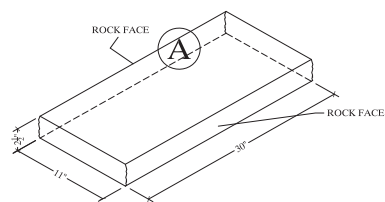


# Pillar, Wall & Round Fire Pit Caps




PILLAR & WALL CAP  
IN CHARCOAL

Cap Dimensions

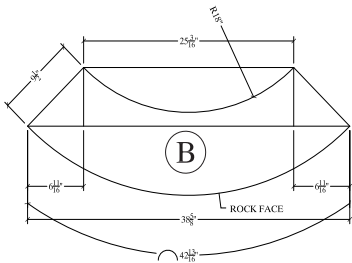


Pillar Cap Dimensions

24" x 24" x 2 1/4"



Fire Kit Cap Dimensions



ACCENT COLORS

LIMESTONE



CHARCOAL









# PRECAST BLOCK

Precast gives Amcon an opportunity to reach new heights with retaining walls. LedgeRock and LondonBoulder are excellent systems to use when space is a premium. These systems are able to reach heights above 10' without creating a large excavation area and are available in many textures that can be customized with color and detail after installation.





- 88 LedgeRock® Retaining Wall System
- 90 LondonBoulder™ Retaining Walls



# LedgeRock® Retaining Wall System

LEDGEROCK®



SPLIT LIMESTONE

NORTH SHORE  
BOULDER



SPLIT LIMESTONE



Common Sizes


Full Block    Depth: 28", 52"  
24"H x 48"L



Corner Block    Depth: 28"  
24"H x 48"L



Recessed Cap    Depth: 28"  
24"H x 44"L




Step/Cap    Depth: 30"  
7"H x 48"L







NORTH SHORE BOULDER



NORTH SHORE BOULDER

LedgeRock® is produced with great detail to look like natural stone. This detail can be painted or stained in any custom color or blend of colors to match the surrounding landscape or the architecture of the home. Created to look like natural stone, LedgeRock® gets the inspiration for the look and texture from the north shore of Lake Superior and the limestone bluffs of southeastern Minnesota.



# LondonBoulder™ Retaining Walls



LIMESTONE



FIELDSTONE




FIELDSTONE

## Common Sizes


Full Boulder   Depth: 42", 52", 60", 72", 84"  
18"H x 48"L



Corner Block   Depth: 42"  
18"H x 48"L



18" Cap   Depth: 28"  
18"H x 48"L



6" Cap   Depth: 34"  
6"H x 40"L







LondonBoulder™ is produced with great detail to look like natural stone. This detail can be painted or stained in any custom color or blend of colors to match the surrounding landscape or the architecture of the home. Created to look like natural stone, LondonBoulder™ gets the inspiration for the look and texture from the north shore of Lake Superior and the limestone bluffs of southeastern Minnesota.



# PROTECT YOUR INVESTMENT

---

Pavers are a big part of your outdoor project, and you should maintain and protect them as you would the new car sitting in your garage. Here are some things to consider after you have invested in your new patio, driveway, or pool deck.

- There may be some construction residue on your paver surface from the installation of the project. A good cleaning with Tenon products will help remove the residue. Please ask your contractor about the after-install cleaning.
- Rock Salt and de-icing chemicals like Sodium Chloride (NaCl) are often used to remove ice from your pavers in the wintertime.
- These chemicals can be harmful over time and if not properly cleaned from the surface of your outdoor living space, can deteriorate the face of the pavers.



Tenon is a national brand of hardscape cleaning and sealing products offered by TCC Materials.

Paver Seal  
Ultra Shine



Natural  
(No sealer)

Paver Seal  
& Shine



Paver Seal  
& Shine Pro WB

Paver  
Seal



Paver  
Seal Pro WB

Paver  
Guardian



Paver  
Guardian WB



# Paver Protection



## Paver Seal Ultra Shine

### Uses:

- Solvent-based coating for a high gloss “wet-look” finish
- Enhances surface appearance with a high gloss finish
- Forms a membrane to increase protection from damaging freeze-thaw cycles, deicing salts, & chemical erosion
- Minimizes spalling & aggregate pop out

### Advantages:

- Easy to apply with roller or high pressure sprayer
- Non-staining, non-yellowing
- 30% solids

Finish	High Gloss
Temperature Range	Best above 40°F
VOC	< 700 g/L
Typical Drying Time @ 70F	1 hour (touch) 2 hours (traffic)
Application Rate	250-400 sq. ft./gal



## Paver Wash

### Uses:

- Removes efflorescence, light rust, & organic stains
- Cleans & restores paver surface & color
- Prepares pavers & stone surfaces prior to sealing
- Does not contain muriatic or hydrochloric acids

### Advantages:

- Easy to apply with roller or brush
- Non-staining, non-yellowing

Finish	N/A
Temperature Range	Best between 50°F - 90°F
VOC	0 g/L
Typical Drying Time @ 70F	N/A)
Application Rate	150-250 sq. ft./gal



## Paver Seal & Shine

### Uses:

- Solvent-based coating for a “wet look” gloss finish
- Enhances surface appearance with a gloss finish
- Forms a membrane to increase protection from damaging freeze-thaw cycles, deicing salts, & chemical erosion
- Minimizes spalling & aggregate pop out

### Advantages:

- Easy to apply with sprayer or roller
- Non-staining, non-yellowing
- 25% solids

Finish	Gloss
Temperature Range	Best above 40°F
VOC	< 700 g/L
Typical Drying Time @ 70F	1 hour (touch) 2 hours (traffic)
Application Rate	300-500 sq. ft./gal



## Paver Seal & Shine Pro WB

### Uses:

- Waterborne vapor permeable final sealer ideal for pavers & natural stone
- Penetrating protection against damaging freeze-thaw cycles, deicing salts, efflorescence while enhancing the surface appearance
- Penetrating formula resists wear patterns from foot & vehicular traffic

### Advantages:

- Easy to apply with sprayer or roller
- Non-staining, non-yellowing
- 22% active content

Finish	Gloss
Temperature Range	Best between 40°F - 100°F
VOC	< 350 g/L
Typical Drying Time @ 70F	2 hours (touch) 24 hours (traffic)
Application Rate	200-500 sq. ft./gal



# Paver Protection



## Paver Seal

### Uses:

- Solvent-based coating that forms a membrane to increase protection from damaging freeze-thaw cycles, deicing salts, & chemical erosion
- Enhances surface appearance with a matte finish
- Minimizes spalling & aggregate pop out

### Advantages:

- Easy to apply with a sprayer or roller
- Non-staining, non-yellowing
- 25% solids

Finish	Matte
Temperature Range	Best between 50°F - 90°F
VOC	< 700 g/L
Typical Drying Time @ 70F	1 hour (touch) 2 hours (traffic)
Application Rate	200-300 sq. ft./gal



## Paver Seal Pro WB

### Uses:

- Waterborne vapor permeable final sealer ideal for pavers & natural stone
- Penetrating protection against damaging freeze-thaw cycles, deicing salts, efflorescence while enhancing the surface appearance
- Penetrating formula resists wear patterns from foot & vehicular traffic

### Advantages:

- Hybrid waterborne technology
- Chemically reacting with surface
- 12% active content

Finish	Natural
Temperature Range	Best between 40°F - 100°F
VOC	< 350 g/L
Typical Drying Time @ 70F	2 hours (touch) 24 hours (traffic)
Application Rate	200-500 sq. ft./gal



## Paver Guardian

### Uses:

- Solvent-based penetrating sealer that protects the paver from the harsh effects of salts & common chlorides used to aid in snow & ice removal
- Non-gloss finish that provides natural invisible protection

### Advantages:

- Easy to apply with sprayer or roller
- Chemically reacting with surface
- 10% active content

Finish	Invisible
Temperature Range	Best above 40°F
VOC	> 700 g/L
Typical Drying Time @ 70F	1-2 hours (touch) 2-4 hours (traffic)
Application Rate	40-200 sq. ft./gal



## Paver Guardian WB

### Uses:

- Waterborne formula provides deep penetrating protection
- Non-gloss finish that provides natural invisible protection
- Protects from effects of rain, snow, & other water penetration, deicing chemicals, salts, & freeze-thaw

### Advantages:

- Easy to apply with sprayer or roller
- Non-staining, natural look
- 8% active content

Finish	Invisible
Temperature Range	Best between 50°F - 90°F
VOC	< 250 g/L
Typical Drying Time @ 70F	2-4 hours
Application Rate	40-200 sq. ft./gal



# Landscape Accessories

---



## Countertop Mix

TechMix® Premium Countertop Mix offers a high-strength solution to provide a workable surface for your indoor and outdoor project.



## Landscape Loc® Mulch & Rock Bond

Keep the mulch and landscape rock in place. Landscape Loc® Mulch & Rock Bond prevents beautiful landscape beds from getting destroyed by wind, rain, wildlife, mowers and leaf blowers.





## PRODUCTS FOR STUNNING OUTDOOR ENVIRONMENTS

COLORS SHOWN MIGHT NOT MATCH PRODUCT COLORS EXACTLY AS PHOTOGRAPHIC AND PRINTING PROCESSES ARE NOT CAPABLE OF REPRODUCING ALL PRODUCT COLORS.

DUE TO MANUFACTURING PROCESSES, COLORS MIGHT ALSO VARY BETWEEN PRODUCTION RUNS. PLEASE VISIT YOUR LANDSCAPING SUPPLIER TO VIEW ACTUAL PRODUCT SAMPLES.

