






ADVANTAGES/USES	MASONRY VENEER MORTAR PM	MASONRY VENEER MORTAR HB	MASONRY VENEER JOINT GROUT	WATERPROOFING & CRACK ISOLATION MEMBRANE
	 <ul style="list-style-type: none"> For installation of natural stone veneer and masonry veneer stone (cast and simulated stone) Versatile, use as bonding mortar, conventional thick-bed scratch and brown base coat, or mortar joint grout Excellent for dry-stack, no joint grout applications High bond strength and impact resistance reduces cracking and pop-offs Excellent workability and board life Interior and exterior use 	 <ul style="list-style-type: none"> For installation of natural stone veneer and masonry veneer stone, thin brick, ceramic tile, quarry, porcelain, glass tiles, and pavers Can be apply directly to plywood Superior bonding strength, reducing cracking and pop-offs Excellent resistance to water penetration and efflorescence Excellent workability High yield (40 lb. bag yields more than 50 lbs. of conventional mortar) Long open time Interior and exterior use 	 <ul style="list-style-type: none"> Cementitious grout to tuck-point and fill joints between precast, lightweight, masonry veneer units Air-entrained for freeze-thaw durability Formulated for optimal bond and reduced cracking Excellent flow characteristics in grout bag applications Resists water penetration and efflorescence High strength Interior and exterior use 	<p>IMAGE COMING SOON</p> <ul style="list-style-type: none"> Crack isolation membrane and waterproofing underlayment membrane shower stalls, tub surrounds, swimming pools, fountains, spas, and steam rooms Ready to use, no mixing required Trowel, roller, spray, or brush applied Waterproof and flexible Exceptional elongation Horizontal and vertical application VOC compliant, solvent free Anti-fracture protection up to 1/8" Interior and exterior use
APPLICATION				
Thickness	Scratch and base: average 1/2" - 3/4" Stone mortar: average 1/2"	Stone mortar: average 1/2"	Grout joints: Width 1/4" min; average 3/8" - 5/8"; max 3" Depth min 1/4" ; max 2"	Waterproofing: 30 wet mils (total after 2 coats) Steam rooms: 57 wet mils (total after 2 coats)
Open Time @ 70°F	20-30 minutes	12 minutes	20-30 minutes	N.A.
Adjustability Time @ 70°F	10-15 minutes	10-15 minutes	N.A.	N.A.
Pot Life @ 70°F	1 hour	3-4 hours	2 hours	1-1 1/2 hours
Initial Cure Time @ 70°F	Minimum of 12 hours	Minimum of 24-36 hours	Minimum 24-36 hours	Flood test 12 hours Light foot traffic 4-6 hours
Sag on Vertical Surface	0 inch	0 inch	0 inch	0 inch
Industry Standards	Meets or exceeds ANSI 118.4 Meets or exceeds ASTM C1714, ASTM C270, and ACI 530	Meets or exceeds ANSI 118.4, 118.11, and A118.15 Meets or exceeds ASTM 270, IBC and IRC shear bond strength requirements	Meets or exceeds ANSI C270	Meets or exceeds ANSI 118.10 and A118.12
Enhancements	Polymer-modified	Polymer-modified, fiber-reinforced	Air-entrained	Does not support mold growth VOC <11 g/L
For Installation of:	Natural stone veneer, simulated and cast masonry veneer stone	Natural stone veneer, simulated and cast masonry veneer stone, thin brick, ceramic, quarry, porcelain and glass tile	Natural stone veneer, simulated and cast masonry veneer stone, masonry brick, and thin brick	N.A.
Suitable Substrates (Refer to Data Sheet for restrictions and notes)	Concrete, CMU, brick masonry, CBU, exterior grade plywood, plaster, gypsum wall board, and Waterproofing & Crack Isolation Membrane	Concrete, CMU, brick masonry, CBU, exterior grade plywood, plaster, gypsum wall board, and Waterproofing & Crack Isolation Membrane	Artificial stone, brick, masonry, and natural stone	Fully cured sound concrete, CMU, brick masonry, CBU, mortar beds, exterior grade plywood/ OSB, plaster, gypsum wall board, plaster, gypsum-based cement topping, existing ceramic tile, terrazzo, and resilient flooring
Color	Gray	Gray	Gray, White, Tan, Brown	Goes on salmon, dries to dark orange