










ADVANTAGES/USES	CONCRETE PATCHING MIX (3U18)	CONCRETE PATCHING MIX AE (3U58M)	METRO MIX	METRO MIX AE	RAPID PATCH® COMMERCIAL DOT REPAIR
	 <ul style="list-style-type: none"> Durable, Portland cement-based repair mix for concrete pavement, industrial floors, and structural concrete Can be mixed with Air-Entraining Admixture Produced in accordance with MnDOT inspection program Commercial use 	 <ul style="list-style-type: none"> Durable, air-entrained, Portland cement-based repair mix for concrete pavement, industrial floors, and structural concrete Can be mixed with Fast-Set Liquid Activator for 4-5 hr. open to traffic Commercial use 	 <ul style="list-style-type: none"> High-performance, super plasticized, Portland cement-based engineered concrete mix for small structural projects or when ready-mix truck access is restricted Pumpable Commercial use 		 <ul style="list-style-type: none"> High-strength, fast-setting, low shrinkage, hydraulic cement mortar for concrete repair and overlays Suitable for DOT horizontal concrete repairs Can be extended with 3/8" minus aggregate (up to 30 lb. pea gravel per 50 lb. Commercial DOT Repair Mix) Commercial use
APPLICATION					
Thickness	Min 1½" Full depth maximum	Min 1½" Full depth maximum	Min 1½" Full depth maximum	Min 1½" Full depth maximum	Min ½" Max 2" neat Full depth extended
Initial Set Time @ 70°F	~ 3:00 (hr:min)	4:15-4:45 (hr:min)	~ 6:00 (hr:min)	~ 4:00 (hr:min)	0:15 (hr:min)
Final Set Time @ 70°F	~ 4:40 (hr:min)	5:15-5:45 (hr:min)	~ 8:00 (hr:min)	~ 5:30 (hr:min)	0:18 (hr:min)
Pot Life @ 70°F	1 hr	1 hr	1 hr	1 hr	10 min
Open to Traffic	6-8 hr (foot) 24 hr (wheel)	6-8 hr (foot) 24 hr (wheel)	6-8 hr (foot) 24 hr (wheel)	6-8 hr (foot) 24 hr (wheel)	20 min (foot) 3 hr (wheel)
Temperature Use Range	50°F-90°F	50°F-80°F	50°F-100°F	50°F-100°F	20°F-90°F
Industry Standards	Meets or exceeds ASTM C387 Meets MnDOT specification 3105 for Grade 3U18	Meets or exceeds ASTM C387 Meets MN DOT specification 3105 for Grade 3U18	Meets or exceeds ASTM C387	Meets or exceeds ASTM C387	Meets or exceeds ASTM C928-R3
Enhancements	Low-slump mix design	Plasticized Air-Entrained	Plasticized Corrosion inhibitors	Plasticized Corrosion inhibitors Air-entrained	Polymer-modified Non-corrosive
Compressive Strength	>4,000 psi (24 hr.) >7,500 psi (28 day)	>4,000 psi (24 hr.) >8,000 psi (28 day)	>3,500 psi (24 hr.) >9,000 psi (28 day)	>5,000 psi (24 hr.) >8,500 psi (28 day)	4,000 psi (3 hr.) 10,000 psi (28 day)
Suitable Substrates (Refer to Data Sheet for restrictions and notes)	Concrete (repairs), or full depth with forms	Concrete (repairs), or full depth with forms	Concrete (repairs), or full depth with forms	Concrete (repairs), or full depth with forms	Concrete
Color	Gray	Gray	Gray	Gray	Gray
For Technical Product Data, Industry Standards, and Material Safety Data Sheets on all of the Tenon™ products, please visit our website at www.tccmaterials.com					

ADVANTAGES/USES	PARTIAL DEPTH CONCRETE PATCH 2:1	PARTIAL DEPTH CONCRETE PATCH 2.5:1	PARTIAL DEPTH CONCRETE PATCH 3:1	CONCRETE RESURFACER	POURABLE CONCRETE PATCH	VINYL CONCRETE PATCH
	IMAGE COMING SOON	IMAGE COMING SOON	IMAGE COMING SOON			
	<ul style="list-style-type: none">Durable, Portland cement-based partial depth overlay repair mix for concrete pavement, industrial floors, structural concrete, and filling masonry block cores2 parts fine sand:1 part Portland cementCommercial use	<ul style="list-style-type: none">Durable, Portland cement-based partial depth overlay repair mix for concrete pavement, industrial floors, structural concrete, and filling masonry block cores2.5 parts fine sand:1 part Portland cementCommercial use	<ul style="list-style-type: none">Durable, Portland cement-based partial depth overlay repair mix for concrete pavement, industrial floors, structural concrete, paver bonding and groutingMix with Mighty Bond additive3 parts fine sand:1 part Portland cementCommercial use	<ul style="list-style-type: none">Fast-setting, high-performance, Portland cement-based concrete resurfacing and patching mixLess expensive alternative to concrete replacementCan be pigmentedNo primer neededHorizontal and verticalCommercial use	<ul style="list-style-type: none">Portland cement-based, flowable, squeegee-grade, resurfacing and patching mixUnderlayment for new flooring materialsWear surface in residential and light duty commercial applications	<ul style="list-style-type: none">Portland cement-based, high-strength patching mixRepair minor concrete surface imperfections and general purpose patchingPolymer-modifiedExcellent resistance to deicing saltsHorizontal and vertical applicationCommercial use
APPLICATION						
Thickness	Min ½” Max 2”	Min ½” Max 2”	Min ½” Max 2” neat	Feather edge minimum Max ½” per layer	Min ¼” Max ½”	Feather edge minimum Max 2” per layer
Initial Set Time @ 70°F	< 0:30 (hr:min)	< 0:30 (hr:min)	< 0:30 (hr:min)	0:10-0:15 (hr:min)	2:00 (hr:min)	0:30 (hr:min)
Final Set Time @ 70°F	> 6:00 (hr:min)	> 6:00 (hr:min)	> 6:00 (hr:min)	1:30-2:00 (hr:min)	5:15 (hr:min)	1:00 (hr:min)
Pot Life @ 70°F	1 hr	1 hr	1 hr	1 hr	20-30 min	10 min
Open to Traffic	6-8 hr (foot) 1 day (wheel)	6-8 hr (foot) 2 day (wheel)	6-8 hr (foot-overlay) 3 day (wheel-overlay)	2 hr (foot) 8 hr (rubber wheel)	6-8 hr (foot) 24 hr (wheel)	8-12 hr (foot) 48 hour (wheel)
Temperature Use Range	50°F-90°F	50°F-90°F	50°F-90°F	50°F-90°F	50°F-90°F	50°F-90°F
Industry Standards	Meets or exceeds ASTM C387	Meets or exceeds ASTM C387	Meets or exceeds ASTM C387	Meets or exceeds ASTM C387	Meets or exceeds ASTM C387	Meets or exceeds ASTM C387
Enhancements	High-early and normal strength, no pea gravel	High-early and normal strength, no pea gravel	High-early and normal strength, no pea gravel	Polymer-modified Corrosion inhibitor	Polymer-modified	Polymer-modified
Compressive Strength	>3,000 psi (24 hr.) >7,000 psi (28 day)	>2,200 psi (24 hr.) >5,500 psi (28 day)	>1,800 psi (24 hr.) >4,500 psi (28 day)	>2,400 psi (24 hr.) >5,000 psi (28 day)	>2,000 psi (3 day) >3,500 psi (28 day)	>4,000 psi (24 hr.) >7,000 psi (28 day)
Suitable Substrates (Refer to Data Sheet for restrictions and notes)	Concrete (repairs), or full depth with forms	Concrete (repairs), or full depth with forms	Concrete (repairs), or full depth with forms	Concrete (repairs), or full depth with forms	Concrete	Concrete
Color	Gray	Gray	Gray	Gray	Gray	Gray
For Technical Product Data, Industry Standards, and Material Safety Data Sheets on all of the Tenon™ products, please visit our website at www.tccmaterials.com						

ADVANTAGES/USES	RAPID PATCH COMMERCIAL DOT REPAIR EXTENDED	RAPID PATCH® 100	RAPID PATCH® 200	RAPID PATCH® SELF-LEVELING RESURFACER
	 <ul style="list-style-type: none"> Designed for concrete repair and overlay applications requiring high durability. Increased flexural strength and adhesion Improves impact and tensile strengths Contains no chlorides or magnesium phosphates Compatible with Portland cement Suitable for DOT horizontal concrete repairs Cement based, non-corrosive Non-chemical concrete Commercial use 	<p>IMAGE COMING SOON</p> <ul style="list-style-type: none"> A fast-setting, fiber-reinforced high strength, cement-based repair mortar designed for applications where high early strength is needed Improves impact, flexural and tensile strengths Contains corrosion inhibitor No chlorides or magnesium phosphates Compatible with Portland cement Suitable for DOT horizontal repairs Commercial use 	<p>IMAGE COMING SOON</p> <ul style="list-style-type: none"> A rapid-setting, fiber reinforced, high-strength, polymer-modified cement designed for concrete repair and overlay applications requiring high durability No bonding agent needed Alkali resistant fibers Corrosion inhibitor No chlorides or magnesium phosphates Compatible with Portland cement Suitable for DOT horizontal concrete Commercial use 	 <ul style="list-style-type: none"> Cement based product for resurfacing concrete floors with damaged finishes or as a wear surface Provides smooth, hard, flat surface Underlayment or wear surface Accepts foot traffic in 6 hours
APPLICATION				
Thickness	Apply 2-24in to 2-24in.	Apply 1/2in. to 2in. (13-51mm)	Apply 1/2in. to 2in. (13-51mm)	Feather edge to 2in (51mm) thick
Initial Set Time @ 70°F	0:15-0:18 (hr:min)	0:37 (hr:min)	0:18 (hr:min)	Varies
Final Set Time @ 70°F	0:18-0:22 (hr:min)	0:46 (hr:min)	0:20 (hr:min)	01:15-01:30 (hr:min)
Pot Life @ 70°F	0:15 (hr:min)	0:30 (hr:min)	15 min	15 min
Open to Light Traffic	3:00-4:00 (hr:min)	3:00-4:00 (hr:min)	3:00-4:00 (hr:min)	4:00-6:00 (hr:min)
Temperature Use Range	20°F-100°F	40°F-80°F	40°F-80°F	40°F-90°F
Industry Standards	ASTM 928 R3	ASTM C 928	ASTM C 928	ASTM C109, ASTM C348
Enhancements	Corrosion inhibitor	Corrosion inhibitor	Fiber reinforced, corrosion inhibitor	Self-drying technology
Compressive Strength	N/A	Varies. See data sheet.	Varies. See data sheet.	Varies. See data sheet.
Suitable Substrates (Refer to Data Sheet for restrictions and notes)	Can be used for highway repairs, overlays, bridge decks, parking structures, airport runways, taxiways and freezer rooms	Can be used to repair heavy duty surfaces such as highways, overlays, bridge decks, parking structures, airport runways, freezer rooms, industrial warehouses, loading docks and wastewater treatment facilities	Can be used on highway bridge parapets, structure supports, parking garages, silos and building walls. Used to waterproof swimming pools, cisterns and water reservoirs	Can be used to level prepared horizontal surfaces including new concrete slabs, damaged concrete floors and plywood
Color	Gray	Gray	Gray	Gray
For Technical Product Data, Industry Standards, and Material Safety Data Sheets on all of the Tenon™ products, please visit our website at www.tccmaterials.com				