


Benefits from sealing:



- Longer patio life
- Protection from grease, oil, coffee, salt/road spray, and pool chemicals, & more
- Withstands freeze/thaw
- Resists color fading

SEALED/PROTECTED

VS

UNSEALED



CHECK OUT OUR OTHER
GREAT LANDSCAPE
PRODUCTS:

LANDSCAPE LOC®
MULCH & ROCK BOND



PROSPEC® PAVER
BONDING MORTAR



SPEC BLENDED CONSTRUCTION PRODUCTS®

Phone 651-688-9116
info@tccmaterials.com

WWW.TCCMATERIALS.COM
REV. 02/20

PROSPEC®
PAVER PROTECTION SERIES



WWW.TCCMATERIALS.COM

WATERBORNE SEALERS

PAVER GUARDIAN WB



- Waterborne sealer that protects against damaging freeze-thaw cycles, de-icing salts, & efflorescence while enhancing the surface appearance
- Invisible protection - will not alter color
- Covers approximately 40-200 sq. ft. per gallon

DRYING TIME	2-4 hours
ACTIVE	8 %
FINISH	Invisible



PAVER SEAL PRO WB



- Waterborne sealer that protects against damaging freeze-thaw cycles, de-icing salts, & efflorescence while enhancing the surface appearance
- Resists wear patterns from foot and vehicular traffic
- Covers approximately 200-500 sq. ft. per gallon

DRYING TIME	1 hr (touch) / 2 hr (traffic)
SOLIDS	10 %
FINISH	Natural




PAVER SEAL & SHINE PRO WB



- Waterborne sealer that protects against damaging freeze-thaw cycles, de-icing salts, & efflorescence while enhancing the surface appearance
- Resists wear patterns from foot and vehicular traffic
- Covers approximately 200-500 sq. ft. per gallon

DRYING TIME	1 hr (touch) / 2 hr (traffic)
SOLIDS	19 %
FINISH	Gloss




SOLVENT-BASED SEALERS

PAVER GUARDIAN



- Solvent-based penetrating sealer that protects cementitious substrates from the deteriorating effects of salts and common chlorides used to aid snow and ice melting
- Covers approximately 40-200 sq. ft. per gallon

DRYING TIME	1 hr (touch) / 2 hr (traffic)
ACTIVE	10 %
FINISH	Invisible



PAVER SEAL



- Solvent-based coating that forms a membrane to increase protection from damaging freeze-thaw cycles, de-icing salts, and chemical erosion
- Minimizes spalling and aggregate pop out
- Covers approximately 200-300 sq. ft. per gallon

DRYING TIME	1-2 hrs (touch) 4-12 hrs (traffic)
SOLIDS	25 %
FINISH	Matte



PAVER SEAL & SHINE



- Solvent-based coating that forms a membrane to increase protections from damaging freeze-thaw cycles, de-icing salts, and chemical erosion
- Minimizes spalling and aggregate pop out
- Covers approximately 300-500 sq. ft. per gallon

DRYING TIME	1 hr (touch) / 2 hr (traffic)
SOLIDS	25 %
FINISH	Gloss



PAVER SEAL ULTRA SHINE



- Solvent-based coating that forms a membrane to increase protection from damaging freeze-thaw cycles, de-icing salts, and chemical erosion
- Minimizes spalling and aggregate pop out
- Covers approximately 300-500 sq. ft. per gallon

DRYING TIME	1 hr (touch) / 2 hr (traffic)
SOLIDS	30 %
FINISH	High Gloss



CLEANERS

PAVER WASH



- Removes efflorescence, light rust, and organic stains
- Cleans and restores paver surface and color
- Prepares pavers and stone surfaces prior to sealing
- Does not contain muriatic or hydrochloric acids
- Cleans approximately 150-250 sq. ft. per gallon

DON'T FORGET TO CLEAN BEFORE YOU SEAL!



Before

After