







# CONCRETE PATCHES SELECTION GUIDE

	<b>Rapid Patch Concrete Refinisher</b>	<b>Vinyl Cement Patch</b>	<b>Akonakote Pourable Concrete Patch</b>	<b>Instant Patching Cement</b>	<b>Premium Concrete Repair</b>	<b>Pre-Mixed Concrete Patch</b>
						
<b>Uses/ Advantages</b>	<ul style="list-style-type: none"> <li>Can be molded for curbs steps, etc.</li> <li>For flat, vertical, and overhead jobs</li> <li>Initial set in 8-10 min.</li> <li>Correct defects from feather edge up to 1/2"</li> </ul>	<ul style="list-style-type: none"> <li>Superior bond</li> <li>High strength</li> <li>Polymer-modified</li> <li>Sets in 24 hours</li> <li>Trowelable from feather edge up to 1/2" per layer</li> </ul>	<ul style="list-style-type: none"> <li>Patch seams, holes, and cracks</li> <li>Use to prepare floors for resurfacing</li> <li>Flowable/pourable</li> <li>Correct defects up to 1/2"</li> </ul>	<ul style="list-style-type: none"> <li>Self bonds to existing concrete</li> <li>Ideal for deep repairs</li> <li>Sets in just 90 minutes</li> <li>Correct defects up to 1" or deeper (extended)</li> </ul>	<ul style="list-style-type: none"> <li>High-strength</li> <li>Polymer-modified</li> <li>Superior bond</li> <li>Resistant to freeze-thaw</li> <li>Quick drying (sets in approx. 4 hours)</li> <li>Correct defects up to 1/2"</li> </ul>	<ul style="list-style-type: none"> <li>Ready to use</li> <li>Easy to apply</li> <li>Durable and flexible</li> <li>Concrete or masonry surfaces</li> <li>Gray color</li> <li>Correct defects up to 1/4"</li> </ul>
<b>Approximate Coverage</b>	<ul style="list-style-type: none"> <li>50 lb. will yields 0.50 cu. ft.</li> <li>3 lb. pouch yields 0.03 cu. ft.</li> </ul>	<ul style="list-style-type: none"> <li>10 lb. will yield 10 sq. ft. at 1/8" thickness</li> <li>25 lb. will yield 25 sq. ft. at 1/8" thickness</li> <li>40 lb. will yield 40 sq. ft. at 1/8" thickness</li> </ul>	<ul style="list-style-type: none"> <li>50 lb. will yield 50 sq. ft. at 1/8" thickness</li> </ul>	<ul style="list-style-type: none"> <li>10 lb. fills a crack 1" wide x 1/2" deep (30 ft. length) or 10 sq. ft. at 1/8" thickness</li> </ul>	<ul style="list-style-type: none"> <li>4 lb. tub yields 3.5 sq. ft. when applied at a 1/8" thickness</li> </ul>	<ul style="list-style-type: none"> <li>1 qt. will yield 3 sq. ft. at 1/8" thickness</li> </ul>
<b>Application</b>						
<b>Interior &amp; Exterior</b>	<b>X</b>	<b>X</b>	<b>X</b>	<b>X</b>	<b>X</b>	<b>X</b>
<b>Fix defects prior to resurfacing</b>	<b>X</b>	<b>X</b>	<b>X</b>	<b>X</b>	<b>X</b>	
<b>Pourable/Flowable</b>			<b>X</b>			
<b>Can be extended for deeper repairs</b>				<b>X</b>		
<b>Can be applied in multiple layers for deeper repairs</b>	<b>X</b>	<b>X</b>			<b>X</b>	<b>X</b>
<b>Overhead Applications</b>	<b>X</b>					
<b>Trowelable to featheredge</b>	<b>X</b>	<b>X</b>	<b>X</b>		<b>X</b>	<b>X</b>
<b>Fast-Setting</b>	<b>X</b>			<b>X</b>		
<b>Ready to Use (no mixing)</b>						<b>X</b>
<b>Pre-Blended Mixing Liquid:</b>	<b>Water only</b>	<b>Water only</b>	<b>Water only</b>	<b>Water or Bonding Additive</b>	<b>Water only</b>	
<b>For Concrete Surfaces</b>	<b>X</b>	<b>X</b>	<b>X</b>	<b>X</b>	<b>X</b>	<b>X</b>
<b>For Mortar, Stucco, Stone</b>	<b>X</b>					